

PICTUREHOUSE MEDIA LIMITED

Reg Off : D. No. 2, 9th Floor, KRM Centre, Harrington Road, Chetpet, Chennai-600031;
Web: www.pvpcinema.com; Email: ir.telephoto@pvpglobal.com; Tel: 044 30285570
CIN:L92191TN2000PLC044077


EXTRACT OF UNAUDITED STANDALONE and CONSOLIDATED FINANCIAL RESULTS FOR THE QUARTER ENDED 30th SEPTEMBER, 2025

(as per format of Newspaper Publishing Purpose of Regulation 33 of SEBI Listing Regulations, 2015) Rs in lacs

Sl. No.	PARTICULARS	STANDALONE			CONSOLIDATED		
		Quarter ended 30.09.2025 Unaudited	Quarter ended 30.09.2024 Unaudited	Year ended 31.03.2025 Audited	Quarter ended 30.09.2025 Unaudited	Quarter ended 30.09.2024 Unaudited	Year ended 31.03.2025 Audited
1	Total income from operations (net)	135.43	0.53	556.45	491.29	356.38	1,980.06
2	Net Profit / (Loss) for the period (before tax, exceptional and/or extra ordinary items)	(0.27)	(52.69)	80.70	5.67	(30.54)	194.56
3	Net Profit / (Loss) for the period before tax (after exceptional and/or extra ordinary items)	(0.27)	(52.69)	80.70	5.67	(30.54)	194.56
4	Net Profit / (Loss) for the period after tax (after exceptional and/or extra ordinary items)	(0.27)	(52.69)	80.70	5.67	(30.54)	208.53
5	Total comprehensive Income for the period (Comprising profit / (loss) for the period (after tax) and their comprehensive income (after tax))	(0.27)	(52.69)	81.88	5.67	(34.31)	209.71
6	Equity Share Capital (Face value of Rs. 10 each)	5,225.00	5,225.00	5,225.00	5,225.00	5,225.00	5,225.00
7	Earnings Per Share (not annualised) of Rs. 10 each/-	-	(0.10)	0.15	0.01	(0.07)	0.40
	Basic	-	(0.10)	0.15	0.01	(0.07)	0.40
	Diluted	-	(0.10)	0.15	0.01	(0.07)	0.40

NOTES :

- The above results have been reviewed by the Audit Committee at its meeting held on 14th November, 2025 and approved by the Board of Directors at its meeting held on even date. The above quarterly results have also been reviewed by the statutory auditors.
- The above is an extract of the detailed format of Standalone financial results for the quarter ended 30th September, 2025 filed with the Stock Exchanges under Regulation 33 of the SEBI (Listing and Other Disclosure Requirements) Regulations, 2015. The full format of the Quarterly Financial Results are available on the Exchange websites www.bseindia.com and on the company's website www.pvpcinema.com.



For and on behalf of the Board of Directors
Sd/-
Prasad V. Potluri
Managing Director

Place : Hyderabad
Date : 14 November 2025


ELPRO INTERNATIONAL LIMITED

CIN: L51505MH1962PLC012425
Registered Office: 17, Nirmal, Nariman Point, Mumbai - 400021
Tel.: +91 22 4029 9000; Fax: +91 22 2202 7995
Email: ir@elpro.co.in; Website: www.elpro.co.in

STATEMENT OF UNAUDITED FINANCIAL RESULTS (STANDALONE AND CONSOLIDATED) FOR THE QUARTER AND HALF YEAR ENDED SEPTEMBER 30, 2025

The Board of Directors of Elpro International Limited ("the Company") at their Meeting held on November 14, 2025, considered and approved the unaudited financial results (standalone and consolidated) for the quarter and half year ended on September 30, 2025 ("Financial Results").

The said Financial Results along with Limited Review Reports, have been posted on Company's website at www.elpro.co.in and on the website of Stock Exchange i.e., BSE Limited at www.bseindia.com and can be accessed by scanning below Quick Response ("QR") code:



Note:
The above intimation through QR code is in accordance with Regulation 47 read with Regulation 33 of the SEBI (Listing Obligations and Disclosure Requirements) Regulation, 2015, as amended from time to time.

For Elpro International Limited
Sd/-
Deepak Kumar
Chairman and Managing Director
DIN: 07512769

Place: Mumbai
Date: November 14, 2025

KICL KOTHARI INDUSTRIAL CORPORATION LIMITED

CIN No.: L81100TN1970PLC005865
Regd. Office : "Kothari Buildings", 114, Mahatma Gandhi Salai, Nungambakkam, Chennai 600034
Email: enquiries@kotharis.in | Website: www.kotharis.in | Tel.No.+91 044-28334565

STATEMENT OF UNAUDITED FINANCIAL RESULTS FOR THE QUARTER AND HALF YEAR ENDED 30.09.2025

The Unaudited Financial Results of the Company for the quarter and Half year ended September 30, 2025 ("Financial Results") have been reviewed and recommended by the Audit Committee and were approved by the Board of Directors of the Company at their respective meetings held on 14.11.2025.

The Financial Results along with the Limited Review report have been posted on the website of the Company at <https://kotharis.in/investor-financial-results.php> and can be accessed by scanning the QR Code.



By order of the Board
Sd/-
Rafiq Ahmed
Executive Chairman and Managing Director
Date: 14.11.2025
Place: Chennai
DIN: 02861341

ENTRY INDIA PROJECTS PRIVATE LIMITED

Regd. Office : Office: E-14, Defence Colony, New Delhi-110024
CIN: U45400DL2008PTC173053, Email: contact@eippl.com


UN-AUDITED FINANCIAL RESULTS FOR THE QUARTER AND HALF YEAR ENDED SEPTEMBER 30, 2025

(Regulation 52 (2) of the SEBI (Listing and Other Disclosure Requirements) Regulations, 2015)

Sl. No.	Particulars	Quarter ended			Half Year ended		
		Sept. 30, 2025 Un-Audited	June 30, 2025 Un-Audited	Sept. 30, 2024 Un-Audited	Sept. 30, 2025 Un-Audited	Sept. 30, 2024 Un-Audited	March 31, 2025 Audited
1.	Total Income from Operations	10,599	13,563	9,601	24,162	19,066	47,427
2.	Net Profit / (Loss) for the period (before Tax, Exceptional and/or Extraordinary items#)	(3,482)	(523)	3,298	(4,005)	5,190	9,062
3.	Net Profit / (Loss) for the period before tax (after Exceptional and/or Extraordinary items#)	(3,482)	(523)	3,298	(4,005)	5,190	9,062
4.	Net Profit / (Loss) for the period after tax (after Exceptional and/or Extraordinary items#)	(3,483)	(488)	2,476	(3,971)	3,881	6,753
5.	Total Comprehensive Income for the period (Comprising Profit / (Loss) for the period (after tax) and Other Comprehensive Income (after tax))	(3,483)	(488)	2,476	(3,971)	3,881	(1,20,300)
6.	Paid up Equity Share Capital	15,331	15,331	15,331	15,331	15,331	15,331
7.	Other Equity	8,23,364	8,26,847	9,51,516	8,23,364	9,51,516	8,27,334
8.	Net worth	7,91,807	7,95,290	7,92,906	7,91,807	7,92,906	7,95,778
9.	Paid up Debt Capital / Outstanding Debt	5,76,876	5,18,191	4,13,577	5,76,876	4,13,577	5,12,402
10.	Outstanding Redeemable Preference Shares	-	-	-	-	-	-
11.	Debt Equity Ratio	0.73:1	0.65:1	0.52:1	0.73:1	0.52:1	0.64:1
12.	Earnings Per Share (of Rs. 10/- each) (for continuing and discontinued operations) -						
	1. Basic:	(2.24)	(0.31)	1.59	(2.56)	2.50	4.35
	2. Diluted:	(1.46)	(0.20)	1.03	(1.66)	1.62	2.81
13.	Capital Redemption Reserve	-	-	-	-	-	-
14.	Debt Redemption Reserve	-	-	-	-	-	-
15.	Debt Service Coverage Ratio	0.58	0.78	1.47	0.67	1.80	0.88
16.	Interest Service Coverage Ratio	0.75	1.04	1.47	0.88	2.15	1.57

Note :

- The above is an extract of the detailed format of Un-Audited Financial Results for the quarter and half year ended on 30th September, 2025 filed with the Stock Exchanges under Regulation 52 of the SEBI (Listing and Other Disclosure Requirements) Regulations, 2015. The full format of the Un-Audited Financial Results for the quarter and half year ended on 30th September, 2025 are available on the websites of the Stock Exchange(s) and the listed entity, www.eippl.com.
- The above financial results were reviewed and approved by the Board of Directors at their meetings held on 14.11.2025.
- The Company is primarily engaged in the business of carrying on the business of construction of residential houses, commercial buildings, flats and buildings etc. and other allied activities. All the activities of the Company revolve around the primary business, as such there are no separate reportable segment.
- The Limited Review Report of the same has been carried out by the statutory auditor of the Company.
- The figures for the quarter ended September 30, 2025 are balancing figures between the unaudited figures of the half year ended September 30, 2025 and the published figures upto first quarter ended June 30, 2025.
- Figures for the previous periods / years have been regrouped / reclassified, wherever necessary to correspond with the current period / years classification / disclosure.
- Formulae for computation of ratios are as follows
a) Debt/Equity ratio: Debt/Equity. Debt represents borrowings. Equity includes Equity Share Capital and Other Equity excluding Revaluation Reserve.
b) Debt Service Coverage Ratio: Profit/(Loss) Before Interest and Tax/Interest Expenses Principal Repayment of borrowings made during the period/year.
c) Interest Service Coverage Ratio: Profit/(Loss) Before Interest and Tax/Interest Expenses.
d) Net Worth: Total Equity excluding Other Comprehensive Income, Revaluation Reserve and reserves created out of amalgamation.



For Entry India Projects Private Limited
Sd/-
Madhav Dhir
Director
DIN: 07227587

Place : New Delhi
Date : 14.11.2025

SPECIALITY RESTAURANTS LIMITED

Registered Office: "Uniworth House" 3A, Gurusaday Road, Kolkata - 700019
CIN: L55101WB1999PLC090672, Tel No. (91 33) 2283 7964
Website: www.speciality.co.in Email: corporate@speciality.co.in

Extract of Unaudited Financial Results for the quarter and period ended 30 September 2025

₹ in Lakhs (Except per share data)

Sr. No.	Particulars	Standalone			Consolidated								
		30.09.2025 (Unaudited)	30.06.2025 (Unaudited)	30.09.2024 (Unaudited)	30.09.2025 (Unaudited)	30.09.2024 (Unaudited)	31.03.2025 (Audited)	30.09.2025 (Unaudited)	30.09.2024 (Unaudited)	30.09.2025 (Unaudited)	30.09.2024 (Unaudited)	31.03.2025 (Audited)	
1	Revenue from Operations	10,975.57	10,305.77	9,794.13	21,281.34	19,506.89	41,307.61	11,643.80	10,877.19	10,437.77	22,520.99	20,748.97	43,624.90
2	Net Profit for the period (before tax)	584.22	702.10	321.66	1,286.32	1,196.82	2,810.16	554.32	646.10	361.95	1,200.42	1,298.75	2,861.25
3	Net Profit for the period	476.45	568.12	252.01	1,044.57	966.79	2,144.51	446.55	512.12	284.96	958.67	1,048.93	2,196.72
4	Total Comprehensive Income for the period	479.93	609.58	261.91	1,089.51	978.28	2,126.73	477.52	656.32	401.09	1,133.84	1,167.05	2,264.04
5	Net Profit for the period attributable to owners of the company	476.45	568.12	252.01	1,044.57	966.79	2,144.51	460.97	539.72	269.83	1,000.69	1,007.68	2,171.56
6	Total Comprehensive Income for the period attributable to owners of the company	479.93	609.58	261.91	1,089.51	978.28	2,126.73	491.94	683.92	385.96	1,175.86	1,125.80	2,238.88
7	Paid-up equity share capital (face value of ₹10 per share)	4,823.57	4,823.57	4,823.57	4,823.57	4,823.57	4,823.57	4,823.57	4,823.57	4,823.57	4,823.57	4,823.57	4,823.57
8	Earnings per equity share (of ₹ 10/- each)*												
	(a) Basic	0.99	1.18	0.52	2.17	2.01	4.45	0.96	1.06	0.56	2.07	2.09	4.51
	(b) Diluted	0.99	1.18	0.52	2.17	2.01	4.45	0.96	1.06	0.56	2.07	2.09	4.51

*not annualised

Note:

- The above is an extract of the detailed format of quarter and period ended financial results filed with the Stock Exchanges under Regulation 33 of the SEBI (Listing Obligations and Disclosure Requirements) Regulations, 2015, to make the same available on the websites of the Stock Exchanges on which the Shares of the Company are listed, namely, www.bseindia.com and www.nseindia.com. The full format of the said results are also available on the Company's website www.speciality.co.in.
- The above financial results have been reviewed by the Audit Committee and approved by the Board of Directors at its meeting held on 14 November 2025.

For and on behalf of the Board of Speciality Restaurants Limited
Indranil Chatterjee
Deputy Managing Director
(DIN: 00200577)

Place: Mumbai
Date: 14th November 2025

KCD INDUSTRIES INDIA LIMITED

CIN: L70100MH1985PLC301881
Regd. Unit No 101, 1st Floor, KCD Jogesh Eva, Road No.1, Jogeshwari (East), Mumbai – 400 060
Tel: 9137322030 | Website: www.kcdindustries.com | Email: compliance@kcdindustries.com

(Amount in Thousand)

Particulars	Standalone					
	3 months ended	Preceding 3 months ended	Corresponding 3 months ended in the previous year	6 month ended	Corresponding 6 months ended in the previous year	Previous year ended
	30.09.2025 Un-Audited	30.06.2025 Un-Audited	30.09.2024 Un-Audited	30.09.2025 Un-Audited	30.09.2024 Un-Audited	31.03.2025 Audited
1 Total Income from Operations (net)	7510.500	8500.000	16092.349	16010.500	82178.028	36085.615
2 Profit / (Loss) for the period before exceptional items and tax (1-2)	907.968	1358.354	2185.086	2266.322	4118.022	3092.019
3 Profit / (Loss) for the period after exceptional items before tax (3-4)	907.968	1358.354	2185.086	2266.322	4118.022	3092.019
4 Profit / (Loss) for a period after tx & exceptional items	862.570	1058.354	1503.340	1920.924	2833.222	2112.596
Paid-up Equity Share Capital (Face Value of Rs. 1/- each)	25288.554	25288.554	37142.857	25288.554	37142.857	25288.554
Earning Per Share for fully paid-up shares (For continuing operations)						
(a) Basic:	0.034	0.042	0.059	0.076	0.112	0.084
(b) Diluted	0.034	0.042	0.059	0.076	0.112	0.084

Note:

The above are extracts of the detailed format of Standalone Un-Audited for the 2nd quarter & half year ended September 30, 2025, filed with BSE Ltd. under Regulation 33 of the SEBI (Listing Obligations and Disclosure Requirements) Regulations, 2015 ("Listing Regulations"). The full format of the standalone un-audited for the 2nd quarter & half year ended September 30, 2025 is available on the website of the stock exchange i.e. www.bseindia.com and on the Company's website i.e. <https://kcdindustries.com/>

The above standalone un-audited for the 2nd quarter & half year ended September 30, 2025 is reviewed by the Audit Committee and on the recommendations have been approved by the Board of Directors at their respective meetings held on Friday, November 14, 2025. Further in accordance with the requirements of Regulation 33 of the Listing Regulations with the stock exchanges, the statutory auditor have carried out limited review for standalone un-audited for the 2nd quarter & half year ended September 30, 2025 and the limited review report has been approved by the Board.

The above results have been prepared in accordance with recognitions and measurements principles laid down in Ind AS prescribed under Section 133 of the Companies Act, 2013 read with relevant rules issued thereunder and other accounting principles generally accepted in India.

These results will be made available on the Company's website <https://kcdindustries.com/> and websites of BSE Limited viz, www.bseindia.com

The same can be accessed by scanning the QR Code provided below:



For KCD Industries India Limited
Sd/-
Akash T. Shah
Joint Managing Director
DIN: 08521214

Place: Mumbai
Date: 14-11-2025

SHREM INFRA INVEST PRIVATE LIMITED

CIN: U65100MH2014PTC254839
Registered Office: 1101 VIRAJ TOWERS, JIN OF ANDHERI KURLA ROAD W. E. HIGHWAY, ANDHERI (EAST), MUMBAI-400093
Website: www.shrem.in, e-mail: shremgroup@shrem.in

EXTRACT OF UNAUDITED STANDALONE FINANCIAL RESULTS FOR THE QUARTER AND HALF YEAR ENDED 30.09.2025

Rs in lacs

Sr No.	Particulars	Quarter ended 30.09.2025 (Unaudited)	Quarter ended 30.06.2025 (Unaudited)	Quarter ended 30.09.2024 (Unaudited)	Half Year Ended 30.09.2025 (Unaudited)	Year Ended 31.03.2025 (Audited)
1	Total income from Operations (Net)	10,639.72	8,109.82	7,355.04	18,749.54	25,739.81
2	Net Profit / (Loss) for the period (before Tax, Exceptional and/or Extraordinary items#)	8,041.23	5,755.91	5,984.54	13,797.14	19,082.67
3	Net Profit / (Loss) for the period before tax (after Exceptional and/or Extraordinary items#)	8,041.23	5,755.91	5,984.54	13,797.14	19,082.67
4	Net Profit / (Loss) for the period after tax (after Exceptional and/or Extraordinary items#)	7,236.05	4,470.76	4,461.74	11,706.80	15,812.34
5	Total Comprehensive Income for the period (Comprising Profit/(Loss) for the period (after tax) and Other Comprehensive Income (after tax))	-2,804.49	-2,995.73	9,619.42	-5,800.22	16,768.16
6	Paid up Equity Share Capital	8,000.00	8,000.00	8,000.00	8,000.00	8,000.00
7	Reserves (excluding Revaluation Reserve)	2,82,008.09	3,17,766.62	3,19,803.78	2,82,008.09	3,20,762.37
8	Securities Premium Accounting	7,608.52	7,608.52	7,608.52	7,608.52	7,608.52
9	Net worth	3,02,255.38	2,95,217.42	2,81,610.48	3,02,559.98	2,90,785.58
10	Paid up Debt Capital/ Outstanding Debt	68,993.33	71,474.04	44,868.06	68,993.33	82,258.30
11	Outstanding Redeemable Preference Shares	-	-	-	-	-
12	Debt Equity Ratio	0.21	0.21	0.13	0.21	0.24
13	Earnings Per Share (of Rs. 10/- each) (for continuing and discontinued operations)-					
	1. Basic:	-3.51	-3.74	12.02	-7.25	20.96
	2. Diluted:	-3.51	-3.74	12.02	-7.25	20.96
14	Capital Redemption Reserve	-	-	-	-	-
15	Debt Redemption Reserve	4,015.36	4,309.16	4,150.00	4,015.36	4,487.50
16	Debt Service Coverage Ratio	2.14	3.19	2.19	2.17	2.43
17	Interest Service Coverage Ratio	9.19	11.99	6.19	9.19	9.06

- Exceptional and/or Extraordinary items adjusted in the Statement of Profit and Loss in accordance with Ind AS Rules / AS Rules, whichever is applicable.

Note:

- The above is an extract of the detailed format of Quarterly Financial Results filed with the Stock Exchange under Regulation 52 of the SEBI (Listing Obligations and Disclosure Requirements) Regulations, 2015. The full format of the quarterly financial results are available on the Stock Exchange - National Stock Exchange (NSE) website "www.nseindia.com" and Company's website "www.shrem.in".
- For the other line items referred in Regulation 52(4) of the SEBI (Listing Obligations and Disclosure Requirements) Regulations, 2015, the pertinent disclosures have been made to the stock exchange (NSE) and can be accessed on the www.nseindia.com and Company's website "www.shrem.in".
- Previous period figures have been regrouped/rearranged wherever necessary to correspond with the current period / year classification / disclosures.
- The figures for the quarter ended 30th September 2025 & 30th September 2024 as reported in these financial results, are the balancing figures between the unaudited figures in respect of the six month ended and unaudited three months ended to date figures upto the end of the first quarter of the relevant financial year.

Director
Nitan Chhatwal
DIN: 00115575

Date : 14.11.2025

रोज वाचा दै. 'मुंबई लक्षदीप'

एल्प्रो इंटरनेशनल लिमिटेड

सीआयएन: एल५१५०५एमएच१९६२पीएलसी०१२४२५
 नोंदणीकृत कार्यालय: १७, निर्मल, नरीमन पॉइंट, मुंबई-४०००२९. व्द.: +९१ २२ ४०२९ ९०००; फॅक्स: +९१ २२ २२०२ ७९९५
 ईमेल: ir@elpro.co.in वेबसाइट: www.elpro.co.in

३०.०९.२०२५ रोजी संपलेल्या तिमाही व अर्धवर्षाकरिता अलेखापरिक्षित वित्तीय निष्कर्षांचा (एकमेव व एकत्रित) अहवाल

३०.०९.२०२५ रोजी संपलेल्या तिमाही व अर्धवर्षाकरिता कंपनीचे अलेखापरिक्षित (एकमेव व एकत्रित) वित्तीय निष्कर्ष १४.११.२०२५ रोजी झालेल्या सभेत एल्प्रो इंटरनेशनल लिमिटेड (कंपनी) च्या संचालक मंडळाने मान्य केले.

वैधानिक लेखापरिक्षकाद्वारे दिलेले मर्यादित पुनर्विलोकन अहवालासह उपरोक्त निष्कर्ष कंपनीच्या www.elpro.co.in वेबसाईटवर आणि स्टॉक एक्सचेंज अर्थात बीएसई लिमिटेडच्या www.bseindia.com वेबसाईटवर प्रसिद्ध केले आहे आणि सदर अहवाल व्द्युअर कोड स्कॅनिंगद्वारे पाहता येईल.



टीप: सेबी (लिस्टिंग ऑब्जिगेशन अँड डिस्क्लोजर रिक्वायर्मेंट्स) रेग्युलेशन २०१५ च्या नियम ४७ सहाचिंता नियम ३३ नुसार वरील माहिती देण्यात आली आहे.

एल्प्रो इंटरनेशनल लिमिटेडकरिता
 सही / -
 दीपक कुमार
 अध्यक्ष व व्यवस्थापकीय संचालक
 डीआयएन: ०७५१२७६९

ठिकाण: मुंबई
 दिनांक: १४.११.२०२५

KCL INFRA PROJECTS LIMITED

Corporate Identification Number: L45201MH1995PLC167630
 Registered Office: B-3, 204, Saket Complex, Thane (West) - 400601, Maharashtra, India; Contact Details: +91-9425052211/+91-9301300600;
 Email-ID: kclindia@yahoo.co.in, info@kclinfra.com, cs@kclinfra.com; Website: www.kclinfra.com.

EXTRACT OF THE UNAUDITED FINANCIAL RESULTS FOR THE QUARTER AND HALF YEAR ENDED 30th SEPTEMBER, 2025

Sl. No.	PARTICULARS	(Rs. in Lacs)					
		QUARTER		QUARTER		YEAR	
		ENDED	ENDED	ENDED	ENDED	ENDED	ENDED
	30.09.2025	30.06.2025	30.09.2024	30.09.2025	30.09.2024	31.03.2025	
	UNAUDITED	UNAUDITED	UNAUDITED	UNAUDITED	UNAUDITED	AUDITED	
1	Total Income from Operations (Net)	137.43	147.23	53.61	284.66	284.70	1533.22
2	Net Profit / (Loss) for the period before tax and Exceptional items	-44.97	90.96	8.46	45.99	34.51	73.79
3	Net Profit / (Loss) for the period before tax and after Exceptional items	-44.97	90.96	8.46	45.99	34.51	73.79
4	Net Profit for the period after Tax (after Extraordinary Items)	-33.25	67.29	6.56	25.76	25.76	52.07
5	Total Comprehensive Income for the period	-33.25	67.29	6.56	34.03	25.76	52.07
6	Equity Share Capital	3378.24	3378.24	3378.24	3378.24	3378.24	3378.24
7	Reserves(Excluding Revaluation Reserves as at balance sheet date)	0.00	0.00	0.00	0.00	0.00	0.00
8	Earning per Share-Basic(after extraordinary items) (of Rs. 2/- each)	-0.020	0.0400	0.000	0.02	0.02	0.0300
	Earning per Share-Diluted(after extraordinary items) (of Rs. 2/- each)	-0.020	0.0400	0.000	0.02	0.02	0.0300

Note:
 (1) The unaudited Financial Results for the quarter and half year ended September 30, 2025 were reviewed by the Audit Committee at its meeting held on November 14th 2025 and approved by the Board of Directors at the meeting held on that date. The Statutory Auditors of the Company have carried out Limited Review of these results in terms of Regulation 33 of SEBI (Listing Obligation and Disclosure Requirements) Regulations, 2015.
 (2) The Company has prepared these financial results in accordance with the Indian Accounting Standards (Ind AS) as prescribed under Section 133 of the Companies Act, 2013 as prescribed under Section 133 of the Companies Act, 2013 read with relevant rules issued thereunder and other accounting principles generally accepted in India.
 (3) The figures of the previous period/year have been re-grouped and re-arranged wherever necessary to correspond with current period's classification/ disclosure.

By order of the Board
 For and behalf of KCL Infra Projects Limited
 Sd/-
 Mohan Jhawar
 Managing Director.
 DIN:00495473

Place:- Thane
 Date:-14.11.2025

M.V.K. AGRO FOOD PRODUCT LIMITED

CIN: L15316MH2018PLC304795 | GST No.: 27AALCM5956B1ZA
 Reg. Office: Gut No. 44 and 46, Kusumnagar, At Post Waghalwada, Umari, Nanded - 431807, Maharashtra, India
 Contact No.: +91 7447462601, Website: www.mvkagrofood.com
 Email: cs@mvmagrofood.com

तिमाही व अर्धवार्षिक संपलेली 30 सप्टेंबर, 2025 यांच्या अनऑडिटेड स्टँडअलोन आणि कन्सॉलिडेटेड आर्थिक निकालांचे विवरणपत्र

कंपनीच्या संचालक मंडळाच्या 14 नोव्हेंबर, 2025 रोजी झालेल्या बैठकीत, कंपनीचे 30 सप्टेंबर, 2025 रोजी संपलेल्या तिमाही व अर्धवार्षिक अनऑडिटेड स्टँडअलोन आणि कन्सॉलिडेटेड आर्थिक निकाल मंजूर करण्यात आले. उक्त आर्थिक निकाल तसेच त्यासोबतचा ऑडिटरांचा लिमिटेड रिव्ह्यू रिपोर्ट कंपनीच्या संकेतस्थळावर <https://mvmagrofood.com/wp-content/uploads/2025/08/Outcome-September-2025.pdf> येथे उपलब्ध आहे आणि तसेच NSE च्या संकेतस्थळावर <https://www.nseindia.com/> येथेही उपलब्ध आहे.



For M.V.K. AGRO FOOD PRODUCT LIMITED
 Sd/-
 Marotrao Vyankatrao Kawale
 Managing Director
 DIN: 06421662

Place: Nanded
 Date: 15-11-2025

SWARNARITA JEWELS INDIA LIMITED

CIN: L36911MH1992PLC068283
 Regd. Office: Office No. 104, First Floor, 17/19, Ustad Building, Swarn House, Dhanji Street, Mumbai, Zaveri Bazar, Mumbai-400003
 Tel. No.: 022-43590000 E-mail: info@swarnsarita.com Website: www.swarnsarita.com

EXTRACT OF UNAUDITED FINANCIAL RESULTS FOR QUARTER AND SIX MONTH ENDED ON 30TH SEPTEMBER, 2025

Particulars	STANDALONE			CONSOLIDATED		
	Quarter ended 30.09.2025 Unaudited	Half year ended 30.09.2025 Unaudited	Quarter ended 30.09.2024 Unaudited	Quarter ended 30.09.2025 Unaudited	Half year ended 30.09.2025 Unaudited	Quarter ended 30.09.2024 Unaudited
Total income from operations (net)	23916.23	37578.06	18512.2	26224.81	41430.45	23005.85
Net Profit / (Loss) for the period (before tax, Exceptional and/or extraordinary items)	796.31	1520.26	71.90	906.22	1725	97.34
Net Profit / (Loss) for the period before tax (after Exceptional and/or extraordinary items)	796.31	1520.26	71.90	906.22	1725	97.34
Net Profit / (Loss) for the period after tax (after Exceptional and/or extraordinary items)	599.69	1331.73	53.92	682.13	1511.81	73
total comprehensive income for the period [(comprising Profit/(Loss) for the period (after tax) and other comprehensive income (after tax)]	599.69	1331.73	53.92	682.13	1511.81	73
Paid up Equity Share Capital (Face Value of Rs.10/- each fully paid up)	2083.76	2083.76	2083.76	2083.76	2083.76	2083.76
Reserves (excluding Revaluation Reserve as shown in the Balance Sheet of previous year)	-	-	-	-	-	-
Earnings Per Share (before & after extraordinary items) (face value of Rs.10/- each)						
a) Basic:	2.87	6.38	0.26	3.27	7.26	0.35
b) Diluted:	2.87	6.38	0.26	3.27	7.26	0.35

Notes:
 The above is an extract of the detailed format of Quarterly/ Half Yearly Financial Result filed with the Stock Exchange under Regulation 33 of the SEBI (Listing and Other Disclosure Requirements) Regulation, 2015. The full format of the Quarterly/ Half Yearly Financial Result are available on the website of the Stock Exchange i.e. www.bseindia.com. The same are also available on the Company website i.e. www.swarnsarita.com.



For SWARNARITA JEWELS INDIA LIMITED
 Sd/-
 MAHENDRA MADANLAL CHORDIA
 MANAGING DIRECTOR
 DIN: 00175686

Place: Mumbai
 Date: 14.11.2025

हिल्क्स टेक्नॉलॉजीस लिमिटेड

नोंदणीकृत कार्यालय: ए ७७४, ७ वा मजला, बॉम्बे इंडिया इन्डस्ट्रियल, सहाय लॉन्ग कॉम्प्लेक्स, एम. व्ही. रोड, जेबी नगर मॉड, जेबी नगर मेट्रो स्टेशन, अंधेरी (पूर्व), मुंबई - ४०० ०४९, महाराष्ट्र.
 ई-मेल आयडी: anubhavindustrial@gmail.com वेबसाइट: www.hilks.com संपर्क क्र. : ७७९९९९९९९९

दि. ३०.०९.२०२५ रोजी संपलेली तिमाही व सहामाहीकरिताच्या स्यायी व एकत्रित अलेखापरिक्षित एकत्रित वित्तीय निष्कर्षांचा अहवाल

(रु. लाखांमध्ये, वेगळे नमूद केलेले नसल्यास)

अ. क्र.	तपशील	स्यायी						एकत्रित					
		तिमाहीअखेर		सहामाहीअखेर		वर्षअखेर		तिमाहीअखेर		सहामाहीअखेर		वर्षअखेर	
		३०.०९.२०२५	३०.०६.२०२५	३०.०९.२०२४	३०.०९.२०२४	३१.०३.२०२५	३०.०९.२०२५	३०.०९.२०२५	३०.०९.२०२४	३०.०९.२०२४	३१.०३.२०२५	३१.०३.२०२५	
	(अलेखापरिक्षित)	(अलेखापरिक्षित)	(अलेखापरिक्षित)	(अलेखापरिक्षित)	(अलेखापरिक्षित)	(अलेखापरिक्षित)	(अलेखापरिक्षित)	(अलेखापरिक्षित)	(अलेखापरिक्षित)	(अलेखापरिक्षित)	(अलेखापरिक्षित)	(अलेखापरिक्षित)	
१	परिचालनातून एकूण उत्पन्न	३८९.१०	१७९.४९	२०३.७८	५६०.५९	३०९.०२	६९७.७०	३८९.१०	१७९.४९	२०३.७८	५६०.५९	३०९.०२	६९७.७०
२	कालावधीकरिता निव्वळ नफा / (तोटा) (कर, अपवादामुळे व/वा अतिविशेष बाबींमुळे)	२७.१९	१४.३५	१९.०८	४९.४६	२८.००	६३.७३	२७.१९	१४.३५	१९.०८	४९.४६	२८.००	६३.७३
३	करपूर्व कालावधीकरिता निव्वळ नफा / (तोटा) (अपवादामुळे व/वा अतिविशेष बाबींमुळे)	२७.१९	१४.३५	१९.०८	४९.४६	२८.००	६३.७३	२७.१९	१४.३५	१९.०८	४९.४६	२८.००	६३.७३
४	करपश्चात कालावधीकरिता निव्वळ नफा / (तोटा) (अपवादामुळे व/वा अतिविशेष बाबींमुळे)	२७.१९	१४.३५	१९.०८	४९.४६	२८.००	६३.७३	२७.१९	१४.३५	१९.०८	४९.४६	२८.००	६३.७३
५	कालावधीकरिता एकूण सर्वसाधारण उत्पन्न (कालावधीकरिता) (करपश्चात) नफा / (तोटा) व अन्य सर्वसाधारण उत्पन्न (करपश्चात) यांचा समावेश	२७.१९	१४.३५	१९.०८	४९.४६	२८.००	६३.७३	२७.१९	१४.३५	१९.०८	४९.४६	२८.००	६३.७३
६	प्रदाित समयाग भांडवल	१०००.००	१५०.००	६००.००	१०००.००	६००.००	८८२.००	१०००.००	१५०.००	६००.००	१०००.००	६००.००	८८२.००
७	स्यायी (एत) वर्षाच्या शेवटीपर्यंत ताळेबंदीमध्ये दर्शविल्यामुळे प्रत्येक वर्षासाठी	०	०	०	०	०	०	०	०	०	०	०	०
८	उत्पन्न प्रतिशेअर (प्रत्येकी रु. १०/-) (अभ्यर्षित व खर्चित परिचालनाकरिता)	०	०	०	०	०	०	०	०	०	०	०	०
९	मुलभूत	०.२७	०.१५	०.३२	०.४९	०.४८	०.५३	०.२७	०.१५	०.३२	०.४९	०.४८	०.५३
१०	डी.पी.एम.कृत	०.२७	०.१५	०.३२	०.४९	०.४८	०.५३	०.२७	०.१५	०.३२	०.४९	०.४८	०.५३

टीप :
 १. वरील विवरण हे सेबी (स्युटी व अन्य विमोचन आवश्यकता) विनियमन, २०१५ च्या विनियमन ३३ अंतर्गत स्टॉक एक्सचेंजकडे सादर करण्यात आलेल्या दि. ३०.०९.२०२५ रोजी संपलेल्या तिमाहीकरिताच्या स्यायी व एकत्रित वित्तीय निष्कर्षांच्या विस्तृत प्रारूप्याचा सारांश आहे. दि. ३०.०९.२०२५ रोजी संपलेल्या तिमाहीकरिताच्या स्यायी व एकत्रित वित्तीय निष्कर्षांचे संपूर्ण प्रारूप एकत्रित वेबसाइटवर (www.bseindia.com) व लिस्टेड कंपनी (www.hilks.com) वर उपलब्ध आहे.

ठिकाण: मुंबई
 दिनांक: १५.११.२०२५



हिल्क्स टेक्नॉलॉजीस लिमिटेड करिता
 सही / -
 संदीप कोणारपु
 पुरवठा संचालक
 डीआयएन: ०८३०६५४४

Swadeshi Industries & Leasing Limited

CIN: L46309MH1983PLC031246
 303, Apollo Arcade, Prem Co-op Soc Ltd, R.K. Singh Marg, Mogra Pada, Andheri East, Mumbai, Mumbai, Maharashtra, India, 400069
 Extract of Unaudited Financial Results for the 2nd quarter ended September 30, 2025 (Rs. in Lacs)

Sr. No.	Particulars	Quarter ended		
		30.09.2025 (Unaudited)	30.09.2025 (Unaudited)	30.09.2024 (Unaudited)
1	Total Income from Operations	1,021.91	1,951.34	445.56
2	Net Profit / (Loss) for the period before Tax	25.40	71.57	(5.21)
3	Net Profit / (Loss) for the period after Tax	19.36	53.92	(4.96)
4	Total Comprehensive Income for the period [Comprising Profit / (Loss) for the period (after tax) and Other Comprehensive Income (after tax)]	-	-	-
5	Equity Share Capital	1,081.80	1,081.80	1,081.80
6	Reserves (excluding Revaluation Reserve) as shown in the Audited Balance Sheet of the previous year	-	-	-
7	Earnings Per Share (of Rs. 10/- each) (for continuing and discontinued operations) -			
8	1. Basic:	0.18	0.50	0.00
	2. Diluted:	0.14	0.38	0.00

NOTE:
 1. The Unaudited financial results for the quarter and half year ended 30th September, 2025 have been reviewed by the Audit Committee and approved by the Board of Directors at their meeting held on 14th November, 2025. The Statutory Auditors of the Company have carried out a Limited Review of the aforesaid results.
 2. The aforesaid unaudited financial results for the quarter and half year ended 30th September, 2023 has been prepared in accordance with Companies (Indian Accounting Standard) Rule, 2015 as prescribed under Section 133 of the Companies Act, 2013 read with relevant rules issued thereunder and in terms of Regulation 33 and Regulation 52 of SEBI (Listing Obligation and disclosure Requirements) Regulations, 2015, as amended.
 3. The Company is primarily engaged in the 'Textile Business' business and all other activities revolving around the same. As such there is no other separate reportable segment as defined by IND AS 108 - "Operating Segment".
 4. The figures for the previous period have been regrouped, re-arranged and reclassified, wherever necessary.

For Swadeshi Industries & Leasing Ltd.
 Jayshree Sharma
 Director
 Place : Mumbai
 Date : 14th November, 2025
 DIN: 02754812

CREST VENTURES LIMITED

Registered Office: 111, Maker Chambers IV, 11th Floor, Nariman Point, Mumbai - 400 021. Tel No: 022-4334 7000 Fax No: 022-4334 7002
 CIN: L99999MH1982PLC102697 Website: www.crest.in Email: secretarial@crest.in

EXTRACT OF THE UNAUDITED FINANCIAL RESULTS FOR THE QUARTER AND HALF YEAR ENDED 30th SEPTEMBER, 2025 (₹ in Lakhs)

Sr. No.	Particulars	STANDALONE					CONSOLIDATED						
		Quarter ended		Half year ended		Year ended	Quarter ended		Half year ended		Year ended		
		30.09.2025 Unaudited	30.06.2025 Unaudited	30.09.2024 Unaudited	30.09.2025 Unaudited	30.09.2024 Unaudited	31.03.2025 Audited	30.09.2025 Unaudited	30.06.2025 Unaudited	30.09.2024 Unaudited	30.09.2025 Unaudited	31.03.2025 Audited	
1	Total Income from Operations	2,077.76	4,906.80	2,731.00	6,984.56	9,246.73	16,414.03	2,954.05	6,310.83	3,546.53	9,264.88	11,285.19	20,452.20
2	Net Profit / (Loss) for the period (before Tax, Exceptional and/or Extraordinary items)	398.12	2,975.23	1,814.61	3,373.35	7,309.41	9,558.93	558.77	3,518.09	2,034.30	4,076.86	8,058.30	11,112.87
3	Net Profit / (Loss) for the period before tax (after Exceptional and/or Extraordinary items)	398.12	2,975.23	1,814.61	3,373.35	7,309.41	9,558.93	373.48	2,574.02	1,788.75	2,947.50	6,772.20	9,017.17
4	Net Profit / (Loss) for the period after tax (after Exceptional and/or Extraordinary items)	282.45	2,210.30	1,724.27	2,492.75	6,269.03	7,882.43	373.48	2,574.02	1,788.75	2,947.50	6,772.20	9,017.17
5	Total Comprehensive Income for the period [Comprising Profit / (Loss) for the period (after tax) and Other Comprehensive Income (after tax)]	2,8											